

BANANA PANCAKES



Mango
&
BAMBANG
The Not-a-Pig

MAKES 12
DELICIOUS
PANCAKES










Mango loves banana pancakes! Ask an adult to help you make your own by following Mango's secret recipe:



Ingredients

- 1 cup flour
- 1 tablespoon sugar
- 2 teaspoons baking powder
- ¼ teaspoon salt
- 1 egg, beaten
- 1 cup milk
- 2 tablespoons vegetable oil
- 2 ripe bananas, mashed (leave a few chunks)

Directions

-  1 Combine flour, sugar, baking powder and salt.
-  2 In separate bowl, mix together egg, milk, vegetable oil and bananas.
-  3 Stir flour mixture into banana mixture; batter will be a little lumpy.
-  4 Heat a lightly oiled griddle or frying pan over medium high heat.
-  5 Pour or scoop batter onto pan, using about ¼ cup for each pancake.
-  6 Cook until pancakes are golden brown on both sides.
-  7 Eat!



www.mangoandbambang.com

Illustrations © 2015 Clara Vulliamy