


Animal headbands: a friend on your head

In *The Girl with the Parrot on her Head*, the parrot goes everywhere with Isabel. If you had a friend on your head, what kind of animal would it be?

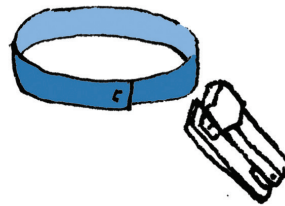
A cat or a mouse? Maybe a newt? A duck, or a dinosaur? How about a horse, or a pig? An octopus might be good?



How to make an animal headband



1. On coloured card, draw a BIG picture of your animal friend




5. Take the headband off and ask an adult to staple it (sharp ends should be on the outside)




2. Carefully cut around your drawing (or get an adult to help)



6. Tape or staple your animal to your headband



3. Decorate your animal



7. Ta-da!




4. Bend a long strip of card around your head and mark how big it needs to be

The Girl with the Parrot on her Head

Daisy Hirst

Hardback • 9781406352634 • £11.99



For the **best** children's books, look for the bear!

Join in the fun at www.picturebookparty.co.uk



WALKER
BOOKS

www.walker.co.uk