




# SHAPE TRILOGY ACTIVITY KIT



MAC BARNETT  
&  
JON KLASSEN



[www.walker.co.uk](http://www.walker.co.uk)

[www.picturebookparty.co.uk](http://www.picturebookparty.co.uk)

# STORYTIME IDEAS

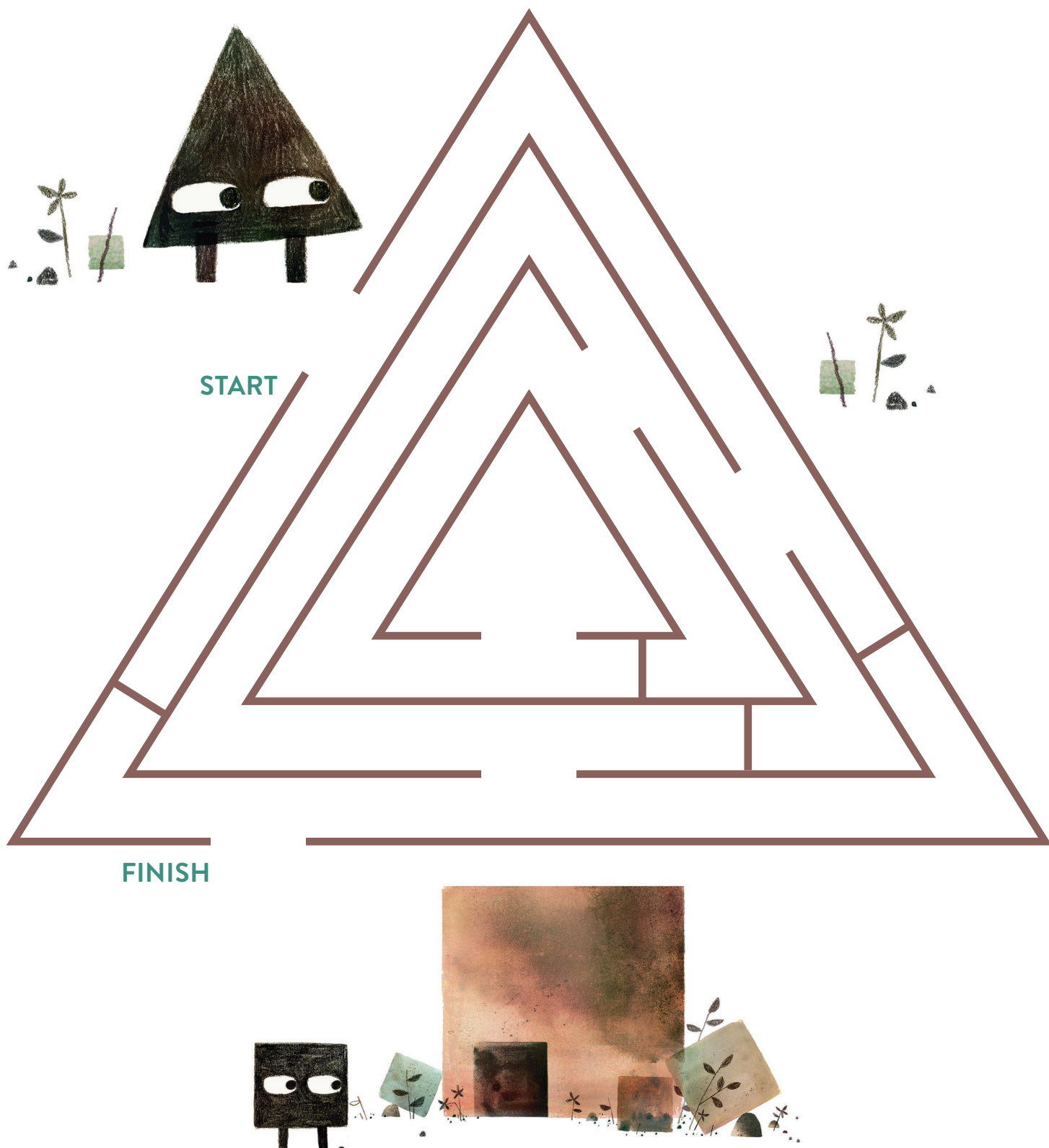
Mac Barnett and Jon Klassen's wry and resonant books about Triangle, Square, and Circle are perfect read-alouds for story hours. Use the following tips and activity pages to create a fun storytime event starring this award-winning geometric gang.

- ▲ After reading the books aloud, talk about the characters. Each shape has his/her own distinct personality – how would the kids describe each one? Which character does each child like best, and why?
- Discuss the endings of the three books. How would the kids answer each question posed?
- Have the children work together using their bodies to create each of the three shapes.
- ▲ Looking around your event space, have the kids notice and identify all the circles, squares, and triangles they can find.
- Write a group story about a fourth character, Rectangle.
- Invite kids to play each character and silently act out the stories as you read them aloud again.
- ▲ Play a game of hide and seek with the children, but make sure that – unlike Triangle – they all follow the rules!




# TRIANGLE MAZE

Help Triangle find his way to Square's house.



# SQUARE ART

Circle thinks Square is a genius – a sculptor who shapes blocks into art. In the space below, draw your own work of art using only squares.



# CIRCLE GARLAND

Circle is very brave. She slips behind a waterfall and into a dark cave to rescue Triangle when he doesn't follow the rules.

Make a banner to hang in your room to remind yourself to be brave, like Circle.



R

B

Be

E

V

A

Print  
this page on  
card stock using a  
color printer. Cut out  
the circles and tape them  
along a ribbon or string  
to spell Be-B-R-A-V-E.  
Add Circle to your  
garland, too.







WALKER  
BOOKS



# DRAW TRIANGLE, SQUARE, AND CIRCLE

Use a pencil or crayon to draw two different versions of each character. How can you change their expressions just by where you draw the pupils of their eyes?



# DRAW YOUR OWN SHAPE

Triangle, Square and Circle find another shape behind the waterfall. Close your eyes and picture a shape. When you're ready open your eyes and draw your shape around the eyes to create a new friend for the shapes.

